

Pinna

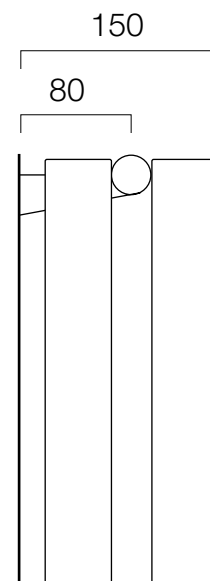


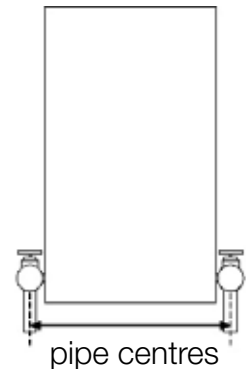
Supplied with 4 brackets, 2 for the top and 2 for the bottom.
 30mm collectors.
 56mm flat cross tubes.

Automatic bleed valve included with these radiators.

Pipe centres left to right = width of radiator + valves
 Pipe centres from wall: single = 50mm, double = 80mm
 Depth from wall: single = 119mm, double = 150mm

B2 connections must be specified at time of order
 B2 pipe centres = width - 65mm

Please Note: All Pinna models are supplied with left hand flow as standard, if right hand flow is required this must be specified at time of order.



Important Note

The Radiator Company recommend that existing or new pipework is not adjusted until the radiator or towel rail is installed in its final position.

For further information please call us on:

01342 302250