

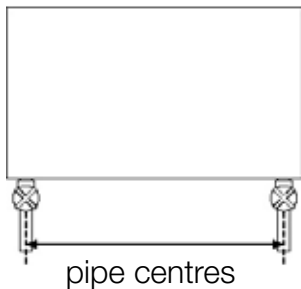
Ice

Vertical - supplied with 4 brackets, 2 for the top and 2 for the bottom.
 Horizontal - supplied with 4 brackets, 2 for the top and 2 for the bottom.
 70mm steel flat tube radiator cloaked with a high design steel panel.

Automatic bleed valve included with these radiators.

horizontal

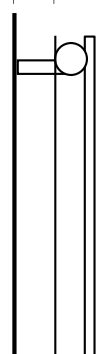
Pipe centres left to right = width of radiator - 60mm
 Pipe centres from wall: single = 32mm - 42mm, double = 77mm - 87mm
 Depth from wall: single = 65mm - 75mm, double = 110mm - 120mm



65 - 75
 32 - 42



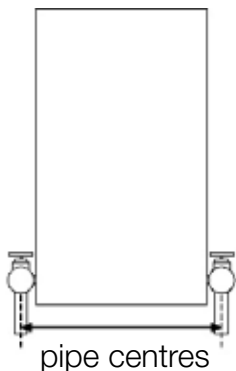
110 - 120
 77 - 87



vertical

Pipe centres left to right = width of radiator - 10mm + valves
 Pipe centres from wall: single = 42mm, double = 55mm
 Depth from wall: single = 77mm, double = 90mm

B2 connections must be specified at time of order
 B2 pipe centres = width - 75mm



77
 42



90
 55



Important Note

The Radiator Company recommend that existing or new pipework is not adjusted until the radiator or towel rail is installed in its final position.

For further information please call us on:

01342 302250