

## Ancona

### Pipe centres for Anconas with Cast Feet or Wall Brackets

Pipe centres left to right = 46mm x total number of sections + 24mm (12mm each) for bushes + valves

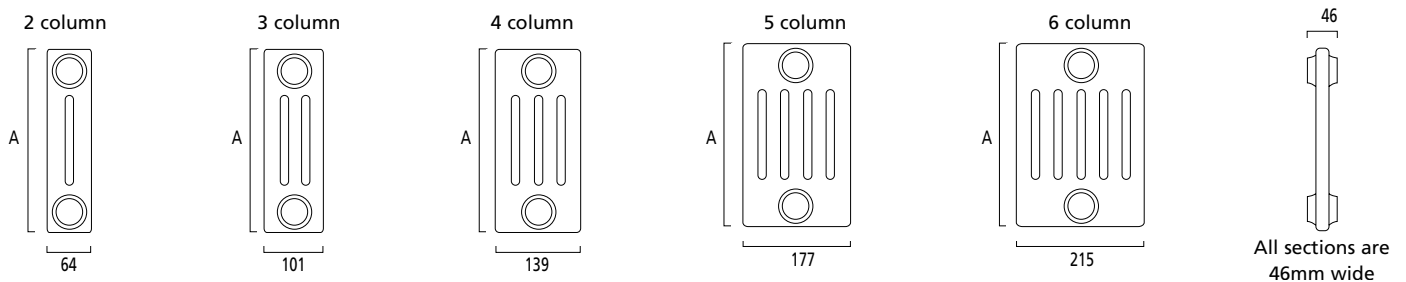
Pipe centres from wall

- 2 Column = 65mm to 75mm
- 3 Column = 84mm to 94mm
- 4 Column = 102mm to 112mm
- 5 Column = 121mm to 131mm
- 6 Column = 140mm to 150mm


### Pipe centres for Anconas with Welded Feet

Anconas supplied with Welded Feet can be securely fixed to the floor without using the wall ties provided; this means the radiator can be positioned anywhere in the room. If you install an Ancona with Welded Feet without using the wall ties, you will only need the pipe centres left to right information as the pipe centres from wall will not be determined by the wall ties.


Automatic bleed valve included with these radiators.



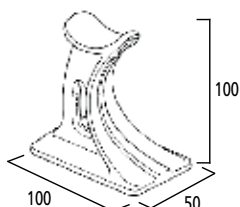
Cast Feet



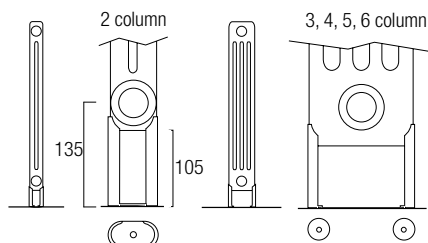
Welded Feet



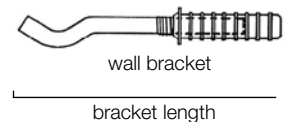
Wall Brackets



Note: Please remember to add 100mm to the height of the Ancona section you have chosen if you are using Cast Feet.



Note: Please remember to add 105mm to the height of the Ancona section you have chosen if you are using Welded Feet.



2 Column = 165mm  
3 - 4 Column = 215mm  
5 - 6 Column = 255mm

Note: Ancona's with Wall Brackets can be positioned at any height; brackets are supplied with raw plugs.

### Important Note

The Radiator Company recommend that existing or new pipework is not adjusted until the radiator or towel rail is installed in its final position.

For further information please call us on:

01342 302250

The Ancona range is incredibly versatile with literally hundreds of possible sizes, in a choice of mounting options and any one of over 200 colours.

- All prices and outputs are given per section.
- Price per section includes plugs, bushes, air vent and wall ties.
- Please specify with cast feet or with welded feet or with wall brackets when you place your order.

These simple steps will help you choose a product that matches your requirements.

## 1 – Calculate the output & number of radiators

To find the output you require for each radiator first work out the heat output for your room.

If you have a large room, divide this number by the total number of radiators you need in the room. e.g. a lounge 16' x 20' x 8' ceilings = a volume of 2560 x 6 = 15,360 BTUs. Two radiators would be required which = 7680 BTUs each. Your installer will also be able to help you decide this, if required. Anconas are available in a choice of five column depths, 2,3,4,5 and 6 columns. More columns equals greater depth, bigger water content and therefore a higher output, however choice is generally down to aesthetics.

## 2 – Choose a height

All column depths are available in a range of 15 heights. Decide on a section height that matches the size you require, allowing an additional 100mm to 150mm for cast or welded feet.

## 3 – Calculate the number of sections you require

Listed next to each section height under 'BTUs' will be the output each section gives. Divide your required output by this number to find the total number of sections needed to match the output; e.g. if you have chosen a 4 column 600mm high then 7680 BTUs divided by 324 BTUs per section = 24 sections.

## 4 – Size the finished product & double check

Each section regardless of how many columns it has is 46mm wide, so a 24 section radiator will equal 24 x 46mm = 1104mm wide.

Please note: Total width = number of sections x

46mm plus 24mm for bushes plus valves.

If this is too wide then either increase the height of each section or choose a section with more columns.

E.g. instead of 4 column 750mm high = 7680 BTUs divided by 324 BTUs per section = 24 sections = 1104mm;  
you could use; 4 column 1000mm high = 7680 BTUs divided by 423 BTUs per section = 18 sections = 828mm wide, which means less width, but more height;  
or you could use; 6 column 600mm high = 7680 BTUs divided by 386 BTUs per section = 20 sections = 920mm wide, which means less width, but more depth.

## Please note:

Anconas are all made to order and come factory assembled up to a maximum of 50 sections or 100kg in weight. For radiators outside these parameters please consult the sales office for advice and confirmation of extra charges, if required.

Anconas are supplied with ½" B.O.E. (Bottom Opposite End) connections as standard, other connections are available on request.

## 5 – Choose the mounting option

Your Ancona can be supplied in one of three mounting options, either with Welded Feet, with Cast Feet or with Wall Brackets.

- Cast feet give the finished radiator a traditional look - see page 51.
- Welded feet will give you a more contemporary feel - see page 52.
- With Wall brackets you have the freedom to position your Ancona at any height - see page 50.
- Select required option and add to section price.

Wall tie - adjusts from 33mm to 43mm



For further information please call us on:

01342 302250